

## SPECIFICATIONS

Product Name	DS-800WN	DS-900WN
SKU Code	B11B275502	B11B276502
<b>Scanner</b>	A4 sheet-fed, one-pass duplex colour scanner	
Scanner Type	Colour Contact Image Sensor (CIS) x 2	
Sensor Type	Fixed carriage and moving document	
Scanning Method	RGB LED x 2	
Light Source	600 x 600 dpi	
Optical Resolution <sup>*1</sup>	50 - 1,200 dpi (in 1 dpi increments)	
Output Resolution	30-bit input, 24-bit output	
Bit Depth	10-bit input, 8-bit output	
Colour	10-bit input, 1-bit output	
Grayscale	50.8 x 50.8 mm	
Black & White	215.9 x 6,096 mm	
Document Size	27 - 413 g/m <sup>2</sup> , Less than A8 size: 127 - 413 g/m <sup>2</sup>	
Minimum	100 sheets (80 g/m <sup>2</sup> )	
Maximum	Up to 8,000 sheets / day   Up to 11,000 sheets / day	
Supported Paper Weight	Ultrasonic Sensor and Length Detection	
ADF Capacity	USB 3.2 Gen 1, Ethernet (1000BASE-T/100BASE-TX/10BASE-T), Wi-Fi (IEEE 802.11 b/g/n), Wi-Fi Direct (max 8 connections), USB 2.0 Host	
Daily Scan Volume	Folder, FTP/SFTP, SharePoint (WebDAV), Email, Memory Device, Cloud (Epson Connect)	
Multi-feed Detection		
Interface		
Scan to Destinations		
<b>USB Host Function</b>	Memory Devices	
Type of Devices	Scan to Memory Device	
Function	JPEG, TIFF, Multi-TIFF, PDF, PDF/A	
File Format		
<b>Scanning Speed<sup>*2</sup></b>		
Resolution (A4, Colour/Monochrome)	50 ppm / 100 ipm	70 ppm / 140 ipm
300 dpi	21 ppm / 42 ipm	21 ppm / 42 ipm
600 dpi		
<b>Drivers and Software</b>	Windows 7 / 8 / 8.1 / 10 / 11, Server 2008 / 2012 / 2016 / 2019 / 2022	
Supported OS (Scanner Driver)	Mac OS X 10.9 or later, macOS 11 or later	
Windows	Apple AirPrint, Mopria, Chrome OS	
Mac	TWAIN, SANE, WIA, ICA, ISIS	
Driverless Solutions	Epson Scan 2	
Driver Compatibility	ISIS Driver (Web Download)	
Bundled Software	Epson Scan OCR Component	
	Epson Scan PDF Extensions	
	Document Capture Pro (Windows) / Document Capture (Mac)	
Software Solutions Compatibility	Epson Open Platform	
	Epson Print Admin	
	Epson Print Admin - Advanced Workflows	
	Epson Print Admin Serverless	
	Epson Device Admin	
	Epson Remote Services	
	Epson Smart Panel (iOS / Android)	
File Format	Epson Scan 2: JPEG, TIFF, Multi-TIFF, PDF, Searchable PDF, BMP, PNG	
	Document Capture Pro (Win): JPEG, JPEG2000, BMP <sup>3</sup> , PDF, Searchable PDF, TIFF, Multi-TIFF, PNG, DOCX, XLSX, PPTX	
<b>Control Panel</b>	4.3" LCD Touchscreen	
LCD Screen		
<b>Electrical Specifications</b>	AC 100 - 240 V	
Rated Voltage	50 - 60 Hz	
Rated Frequency	18 W (USB), 19 W (Wi-Fi/Ethernet)   19 W (USB/Wi-Fi), 20 W (Ethernet)	
Power Consumption	5.6 W (USB), 5.8 W (Wi-Fi), 6.1 W (Ethernet)	
Operating	1.2 W (USB/Ethernet), 1.4 W (Wi-Fi)	
Ready Mode	0.1 W	
Sleep Mode		
Power Off		
<b>Environmental Conditions</b>	Temperature	
Operating	5 - 35 °C	
Storage	-25 - 60 °C	
Humidity	15 - 80 % (No condensation)	
Operating	15 - 85 % (No condensation)	
Storage		
<b>Options &amp; Consumables</b>	<b>Durability</b>	<b>Order Code</b>
Roller Assembly Kit	200,000 scans	B12B819711
Carrier Sheet	3,000 scans	B12B819051
Paper Alignment Plate	-	B12B819691
Cleaning Kit	-	B12B819291

### Dimensions & Weight

**DS-800WN**  
Weight: 3.7 kg / 8.16 lb



**DS-900WN**  
Weight: 3.7 kg / 8.16 lb



### What's in the box:

- Scanner Main unit
- USB 3.0 Cable
- AC Adapter
- Power Cable
- Setup Guide
- Warranty Card
- Paper Alignment Plate (DS-900WN only)

\*1 Scanning resolution as defined by ISO14473.

\*2 Based on A4 size documents.

\*3 For Windows version only.

©2024 Epson Singapore Pte Ltd. All Rights Reserved. Reproduction in part or in whole, without the written permission from Epson, is strictly prohibited.

EPSON is a registered trademark of Seiko Epson Corporation.

All other product and company names used herein are for identification purposes only and are the trademarks or registered trademarks of their respective owners.

Epson disclaims any and all rights in those marks. Projected images shown herein are simulations. The actual product design and contents may vary. Specifications are subject to change without notice and may vary between countries. Please check with local Epson offices for more information.

Dealer's Stamp

Information correct at time of printing.  
Printed October 2024

## SCANNER

### WorkForce DS-800WN/DS-900WN

# EPSON


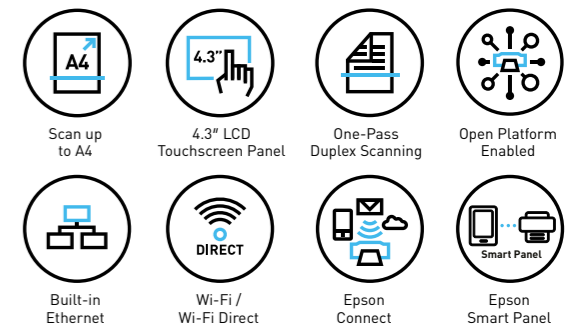
# OPEN UP NEW POSSIBILITIES WITH MULTI-PLATFORM INTEGRATION.



### Boost workflow efficiency with Epson's Open Platform Integration.

The new and compact Epson WorkForce DS-800WN and DS-900WN deliver a higher level of efficiency and versatility to boost productivity. With the innovative Open Platform feature, you can seamlessly integrate third-party applications, enhancing your workflow with tailored solutions. Additionally, impressive speeds up to 70ppm\* and built-in Ethernet connectivity allow you to easily share your files through the 4.3" LCD Touchscreen panel with customised settings. Experience unparalleled performance and adaptability for your business needs.

\*For DS-900WN.



Find out more at [www.epson.com.sg/scanner](http://www.epson.com.sg/scanner)

[EpsonSingapore](#) [EpsonSingapore](#) [EpsonSoutheastAsia](#) [Epson Singapore](#) [EpsonSingapore](#)

**Epson Singapore Pte Ltd** 438B Alexandra Road, Block B Alexandra Technopark, #04-01/04, Singapore 119968. Tel: (65) 6586-5500  
**Epson Customer Care Center** 100G Pasir Panjang Road, #01-09 Interlocal Centre, Singapore 118523. Epson Helpdesk: 800 120 5564. Please refer to [www.epson.com.sg/contact](http://www.epson.com.sg/contact) for opening hours.

### Efficient Scanning

The DS-800WN/DS-900WN delivers high scan speeds of up to 50ppm/70ppm and an ADF capacity of 100 sheets, allowing you to scan larger volumes easily.

### Epson Open Platform

Enables seamless integration with third-party applications, offering flexibility and customisation to adapt to evolving business needs and IT systems.

### Reliable Media Protection

Ultrasonic double feed detection and advanced paper protection mechanisms ensure reliable scanning, safeguarding your original media from damage and maintaining document integrity.

## Greener System Solutions with Smart Integration

The WorkForce DS-800WN/DS-900WN is a compact A4 sheet-fed scanner designed to enhance business scanning efficiency with seamless IT integration via Epson Open Platform.

**Up to 30% recycled plastic\*** is used to produce the main unit to provide businesses with a greener solution without compromising performance.

\*The usage ratio of recycled plastic is subject to change depending on the availability of raw materials. Ratio of recycled materials weight / total plastic weight mainly used for exterior parts.

## Efficient Scanning Solutions

### Fast and Compact Scanning

Designed to fit seamlessly into any office space, these compact yet powerful scanners deliver scan speeds of up to 70 ppm and feature an Automatic Document Feeder (ADF) with a capacity of up to 100 pages.



### Built-in Connectivity

The DS-800WN/DS-900WN is equipped with built-in Ethernet and Wi-Fi connectivity, making it easy to share the scanner in a multi-user environment. It also acts as an access point, enabling up to eight Wi-Fi devices to connect directly.



### PC-less Operation

Scan-to functions allow simplify the scanning workflow by allowing users to scan documents directly to Network folders, Email, USB and Cloud. Using the large 4.3" touchscreen, users can operate the scanner more conveniently without the use of local PC.



## Versatile Media Handling

Handling mixed media has never been easier with the DS-800WN/DS-900WN, with the ability to support wide range of media types such as plastic cards, receipts and long paper. Paper weights ranging from 27 gsm to 413 gsm, and documents up to 6,096 mm in length are supported.



## User-friendly and Reliable Operation

### Ultrasonic Double Feed Detection

The scanner's ultrasonic sensor detects if multiple sheets are fed at once. If a double feed occurs, the scanner stops and alerts the user to adjust the documents before resuming. This feature ensures all documents are scanned and improve work efficiency.



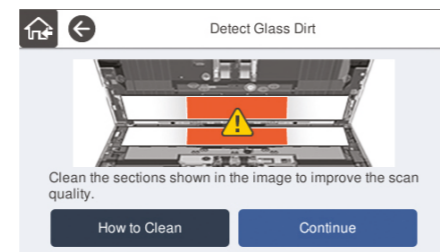
### Paper Protection

Upon detection of abnormal paper feeding, stapled or folded paper, scanner will automatically stop to prevent damage to important documents.



### Image Sensor Glass Dirt Detection

Reduce the inconvenience to rescan due to poor image quality by alerting the user to clean the glass surface upon detection of dirt or dust inside the scanner.



## Seamless System Integration with Epson Open Platform (EOP)

Epson Open Platform (EOP) transforms Epson's scanners and printers into flexible and customisable devices, adapting to customer's workflow.

EOP-compliant devices offer complete control over printing, customisable interfaces, workflow management, and enhanced security. EOP allows independent software vendors (ISVs) to create tailored solutions by embedding their user interface into the device control panel.



### Compatible with Third-party Software Solutions

Epson Open Platform is compatible with a range of third-party software solutions for print management and document processing.



### Developing with Epson Open Platform

Software vendors can develop their solutions with Epson Open Platform API using HTML, CSS and JavaScript to integrate Epson devices into their software solutions.

Please contact Epson if you wish to integrate Epson products into your solutions with Epson Open Platform.

### Supports Wide Range of Epson Products

Embed your single solution across a wide range of Epson products with minimal development required.



## Compatible Software Solutions

### Document Management

#### Document Capture Pro Limited functionality for Mac version of Document Capture

Automate your workflow at the touch of a button. Convert documents into searchable PDF files or editable Office documents with its built-in OCR capability. Documents can be named and sorted into different folders conveniently by detecting barcodes, text characters and other methods. You can also capture data from a document with index function. The user can select up to 10 areas each by OCR or OBR and export a data file for further processing.



### Centralised Solutions

#### Epson Print Admin

A server-based solution that creates a secured centralised printing and scanning environment through user authentication. Release print jobs and distribute document automatically based on the user's account information. Expand the capabilities of document distribution with Epson Print Admin - Advanced Workflows\*. Convert documents into Searchable PDF with built-in OCR and automate processes by various job separation methods.



#### Epson Print Admin Serverless

Create a secure environment by authentication without the need to install a server. Register up to 300 user IDs in the device and conveniently distribute documents by email or to folder based on each user account information.



### Fleet Management

#### Epson Device Admin

Setup, manage, and deploy a fleet of Epson devices effortlessly. Ensure maximum uptime, productivity and cost savings with automatic alerts and reporting capabilities. All device information can be accessed via a single application.



#### Epson Remote Services

A cloud-based system designed for remote monitoring and managing devices from any location through the internet. It provides accurate information of the device, allowing issues to be resolved without on-site visits, effectively improve device uptime in your customer's premises.



\*Epson Print Admin - Advanced Workflows is a paid add-on feature.